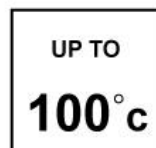
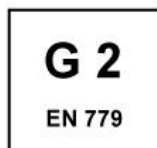


5mm - T150



GENERAL DESCRIPTION

Prefilter for general HVAC applications 100% polyester fiber, themally bonded.



TECHNICAL DATA

Thickness 5mm

Rated air flow 2008 m³/h

Media velocity 1,5 m/s

Net effective area 0,372 m²

Average dust spot efficiency < 20%

Initial synthetic dust arrestance 60.4%

Average synthetic dust arrestance 74.0%

Initial pressure drop 14Pa

Recommended final pressure drop 200Pa

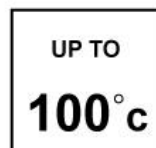
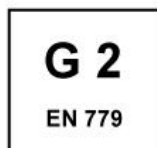
Dust holding capacity 517 g/m²

10mm - EG10



GENERAL DESCRIPTION

Prefilter for general HVAC applications 100% polyester fiber, themally bonded.



TECHNICAL DATA

Thickness 10mm

Rated air flow 2008 m³/h

Media velocity 1,5 m/s

Net effective area 0,372 m²

Average dust spot efficiency < 20%

Initial synthetic dust arrestance 60.4%

Average synthetic dust arrestance 74.0%

Initial pressure drop 14Pa

Recommended final pressure drop 200Pa

Dust holding capacity 517 g/m²

15mm - EG15



Product Information Sheet (*)

PROPERTIES	UNIT	own method based on :	R&D INFORMATION NO SPECIFICATION																								
Composition			100% Polyester fibers																								
Bonding			Thermally bonded by means of bicomponent fibres and calibrated to a certain thickness																								
Flammability		DIN 53438	K1/F1																								
Ökotex 100 CLASS I		EN 779	<table border="1"> <caption>Data for Ökotex 100 CLASS I Graph</caption> <thead> <tr> <th>Dust fed (g)</th> <th>pressure drop (Pa)</th> <th>Aresistance (%)</th> </tr> </thead> <tbody> <tr> <td>0</td> <td>~310</td> <td>~5</td> </tr> <tr> <td>~30</td> <td>~330</td> <td>~10</td> </tr> <tr> <td>~60</td> <td>~340</td> <td>~15</td> </tr> <tr> <td>~90</td> <td>~350</td> <td>~20</td> </tr> <tr> <td>~120</td> <td>~350</td> <td>~30</td> </tr> <tr> <td>~150</td> <td>~340</td> <td>~45</td> </tr> <tr> <td>~180</td> <td>~330</td> <td>~70</td> </tr> </tbody> </table>	Dust fed (g)	pressure drop (Pa)	Aresistance (%)	0	~310	~5	~30	~330	~10	~60	~340	~15	~90	~350	~20	~120	~350	~30	~150	~340	~45	~180	~330	~70
Dust fed (g)	pressure drop (Pa)	Aresistance (%)																									
0	~310	~5																									
~30	~330	~10																									
~60	~340	~15																									
~90	~350	~20																									
~120	~350	~30																									
~150	~340	~45																									
~180	~330	~70																									
Initial pressure drop		EN 779	<table border="1"> <caption>Data for Initial pressure drop Graph</caption> <thead> <tr> <th>air flow (m³/h)</th> <th>pressure drop (Pa)</th> </tr> </thead> <tbody> <tr> <td>0</td> <td>0</td> </tr> <tr> <td>500</td> <td>~10</td> </tr> <tr> <td>1000</td> <td>~15</td> </tr> <tr> <td>1500</td> <td>~22</td> </tr> <tr> <td>2000</td> <td>~30</td> </tr> <tr> <td>2500</td> <td>~40</td> </tr> </tbody> </table>	air flow (m³/h)	pressure drop (Pa)	0	0	500	~10	1000	~15	1500	~22	2000	~30	2500	~40										
air flow (m³/h)	pressure drop (Pa)																										
0	0																										
500	~10																										
1000	~15																										
1500	~22																										
2000	~30																										
2500	~40																										

Arrestance vs. pressure drop	Pa		29 Pa
Recommended final pressure drop	Pa		250 Pa
Tested area	m ²		0.372 m ²
Media velocity	m/s		1.5 m/s
Initial arrestance	%		78.98%
Average arrestance	%		86.59%
Dust holding capacity	g/m ²		414 g/m ²
Filer Class acc. To EN 779			G3
Thermal stability			100°C (briefly up to 120°C)
ROLL DIMENSIONS			
Thickness	mm	ISO 9073-2	14mm
Standard Dimension	m		2x20m
APPLICATION	General prefilter for HVAC and kitchenhoods		

Issued : 07 / '96

We do not undertake any liability for the results of usage of these products. The technical data set forth in this datasheet reflect our best knowledge at the time of issue.

The datasheet is subject to changes pursuant to new developments and findings, and a similar reservation applies to the properties of the products described.

(*) This is an information sheet, it contains no specifications.

20mm - EG20

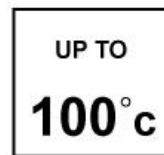
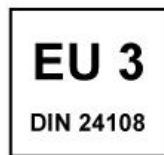
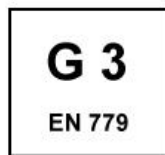


GENERAL DESCRIPTION

Progressively structured HVAC filter medium

100% polyester fiber, thermally bonded

Designed for the fabricating of panel filters



TECHNICAL DATA

Thickness 20mm

Rated air flow.2008 m³/h

Media velocity1,5 m/sNet effective area0,372 m²

Average dust spot efficiency< 20%

Initial synthetic dust arrestance73.0%


Average synthetic dust arrestance84.4%

Initial pressure drop24Pa

Recommended final pressure drop250Pa

Dust holding capacity612.0 g/m²

20mm - LBW20

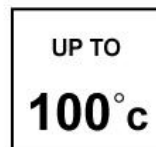
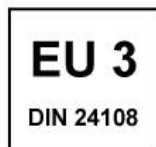
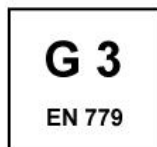


GENERAL DESCRIPTION

Progressively structured prefilter for general HVAC applications

100% polyester fiber, thermally bonded, air intake side blue coloured


For the fabricating of frame filters and extended surface filters



TECHNICAL DATA

Thickness	20mm
Rated air flow	.2008 m3/h
Media velocity	1,5 m/s
Net effective area	0,372 m2
Average dust spot efficiency	< 20%
Initial synthetic dust arrestance	79.3%
Average synthetic dust arrestance	88.9%
Initial pressure drop	36Pa
Recommended final pressure drop	250Pa
Dust holding capacity	478.0 g/m2

25mm - PF 25

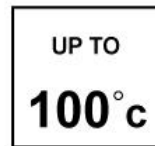
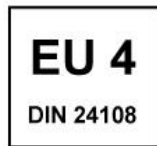
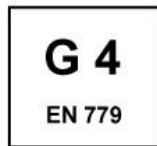


GENERAL DESCRIPTION

Progressively structured HVAC filter medium

100% polyester fiber, thermally bonded


Designed for the fabricating of panel filters



TECHNICAL DATA

Thickness	25mm
Rated air flow	.2008 m3/h
Media velocity	1,5 m/s
Net effective area	0,372 m2
Average dust spot efficiency	< 20%
Initial synthetic dust arrestance	87.0%
Average synthetic dust arrestance	93.1%
Initial pressure drop	52Pa
Recommended final pressure drop	250Pa
Dust holding capacity	500.3 g/m2

Paint Stop



Technical Data Sheet Roll filter mat

Fabricated by	Volz Filters
Type of Media	Glass fibre
Filter class	G2
Approx. filter area (m2)	1,0
Rated air flow (m3/hr)	2500 - 6300
Initial pressure loss (Pa)	6 - 30
Middle efficiency 0.4 um (%)	-
Middle arrestance of paint overspray (%)	90 - 95
Color holding capacity (g)	3100 - 4300

Note:

All information and illustrations are sole property of Volz and are provided to the best of Volz's knowledge. yet Volz does not take over any warranty for the completeness and/or correctness and cannot be held liable for any damage occurring to the recipient through the use or through her or his trust in the completeness and/or correctness of the information. The given data are mean values with tolerances due to normal production variations and do not release the recipient from carrying out their own checks, investigations and tests. Furthermore, all data serves as a service description and shall not be interpreted as a warranty for composition or service life.

